

**FEATURE:**

- ◆ Power Dissipation

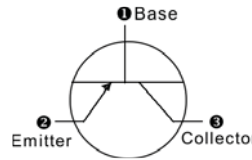
**MECHANICAL CHARACTERISTICS:**

- ◆ Case: SOT-23 Molded Plastic
- ◆ Weight: 0.01 Grams (approx)
- ◆ Marking: Body top
- ◆ Terminals: Plated leads solderable per MIL-STD-202, Method 208.
- ◆ Mounting: Position any

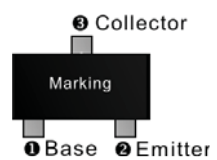
Figure



**SOT-23 M8550**



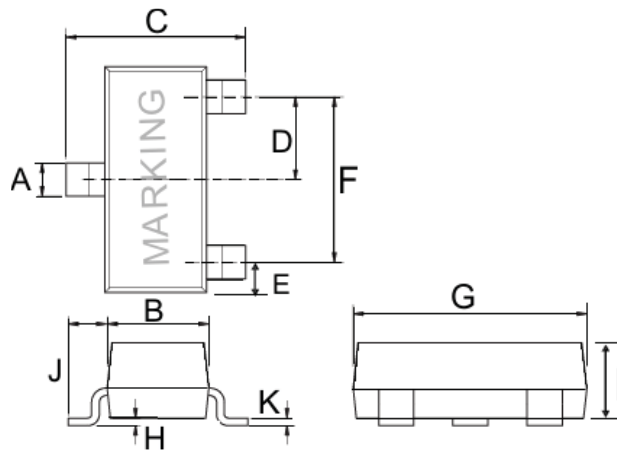
Top View



**DIMENSION:**

mm

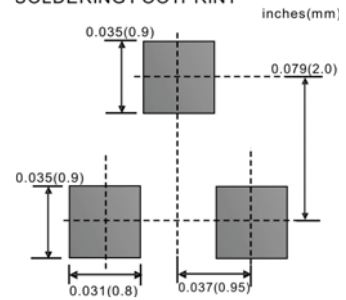
SOT-23		
Dim	Min	Max
A	0.37	0.51
B	1.19	1.4
C	2.1	2.5
D	0.89	1.05
E	0.45	0.61
F	1.78	2.05
G	2.65	3.05
H	0.013	0.15
I	0.89	1.1
J	0.45	0.61
K	0.076	0.178



**Maximum Ratings** @ $T_A=25^{\circ}\text{C}$  unless otherwise noted

Parameter	Symbol	Value	Units
Collector-Base Voltage	$V_{\text{CBO}}$	-40	V
Collector-Emitter Voltage	$V_{\text{CEO}}$	-25	V
Emitter-Base Voltage	$V_{\text{EBO}}$	-6	V
Collector Current - Continuous	$I_{\text{C}}$	-0.8	A
Collector Power Dissipation	$P_{\text{C}}$	200	mW
Junction Temperature	$T_{\text{j}}$	150	$^{\circ}\text{C}$
Storage Temperature	$T_{\text{stg}}$	-55~150	$^{\circ}\text{C}$

SOLDERING FOOTPRINT



**Classification Of**  $h_{\text{FE}(2)}$

Rank	L	H
Range:	85-200	200-300

**SINLOON**

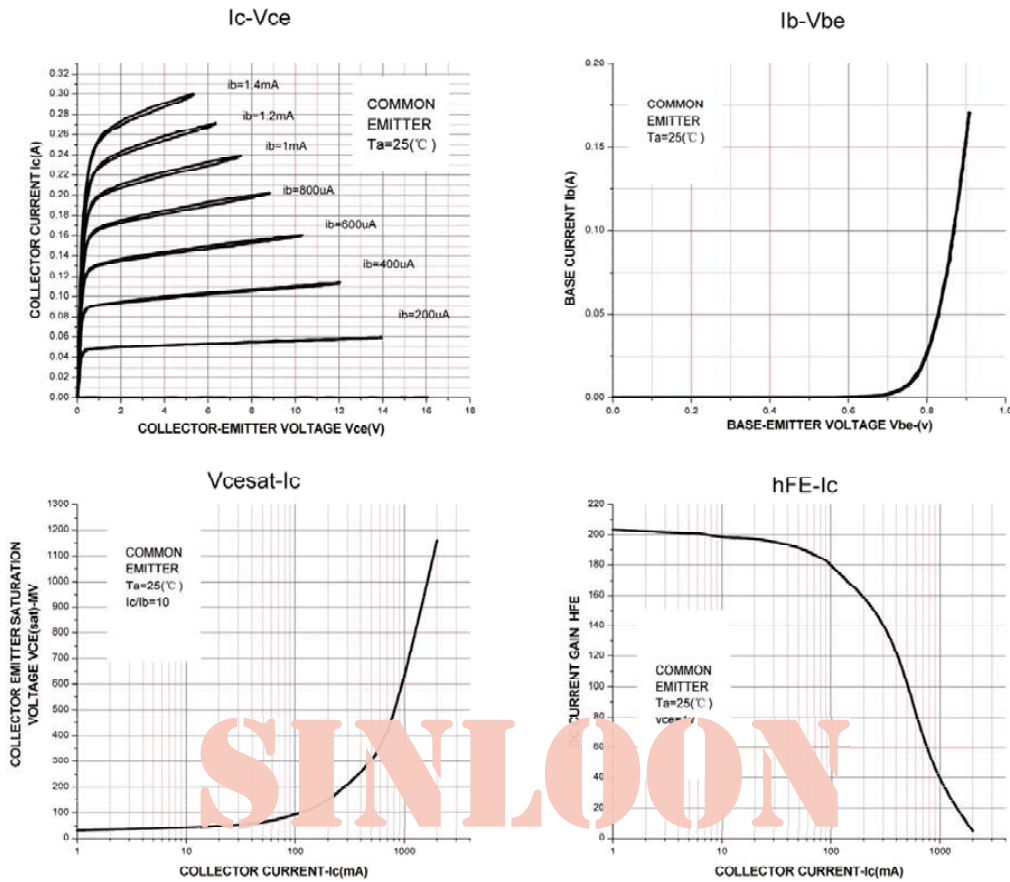
□ **Electrical Characteristics**  $T_{amb}=25^{\circ}C$  unless otherwise specified

Parameter	Symbol	Test Conditions	Min.	Max.	Unit
Collector-Base Breakdown voltage	$V(BR)_{CBO}$	$I_C=100\mu A, I_E=0$	-40	---	V
Collector-Emitter Breakdown voltage	$V(BR)_{CEO}^*$	$I_C=1mA, I_B=0$	-25	---	V
Emitter-Base Breakdown voltage	$V(BR)_{EBO}$	$I_E=100\mu A, I_C=0$	-6.0	---	V
Collector cut-off current	$I_{CBO}$	$V_{CB}=35V, I_E=0$	---	-0.1	$\mu A$
	$I_{CEO}$	$V_{CE}=20V, I_B=0$	---	-0.1	$\mu A$
DC Current gain	$h_{FE(1)}$	$V_{CE}=1V, I_C=5mA$	45	---	
	$h_{FE(2)}$	$V_{CE}=1V, I_C=100mA$	85	300	
	$h_{FE(3)}$	$V_{CE}=1V, I_C=800mA$	40	---	
Collector-emitter saturation voltage	$V_{CE(sat)}$	$I_C=800mA, I_B=80mA$	---	-0.5	V
Base-emitter saturation voltage	$V_{BE(sat)}$	$I_C=800mA, I_B=80mA$	---	-1.2	V
Transition frequency	$f_T$	$V_{CE}=6V, I_C=200mA, f=30MHz$	150	---	MHZ

\* Pulse Test: Pulse width  $\leq 300\mu s$ , duty cycle  $\leq 2\%$

Typical Characteristics

M8550



**SINLOON®**

雙極型晶體管

**SOT-23 M8550**  
**PNP General Purpose Transistors**

**COMMON PACKING INFORMATION:**

Product Number:	Package Type	Packing Quantity	Carton Quantity	Apporx Gross Weight
M8550	SOT-23	3000 Tape & Reel	180,000 Ctn	12 Kg

Reel Diameter (Inch)	Quantity (Pcs)	Inner Box Size (mm)	Carton Size (mm)
7"	3000	L: 203 x W:203 x H:195	L:439 x W:438 x H:220

**Plastic Reel : Fig-1**



Reel Qty: 3000 Reel

**Inner Box: Fig-2**



Inner Box Qty: 45,000 PCS

**Carton Pack Fig-3**



Carton Qty: 180,000 PCS

**SINLOON**

美隆電子產品規格特性參數的改變或更新,將不會另行通知。

Mayloon characteristic parameters of electronic product specification changes or updates without prior notice.

